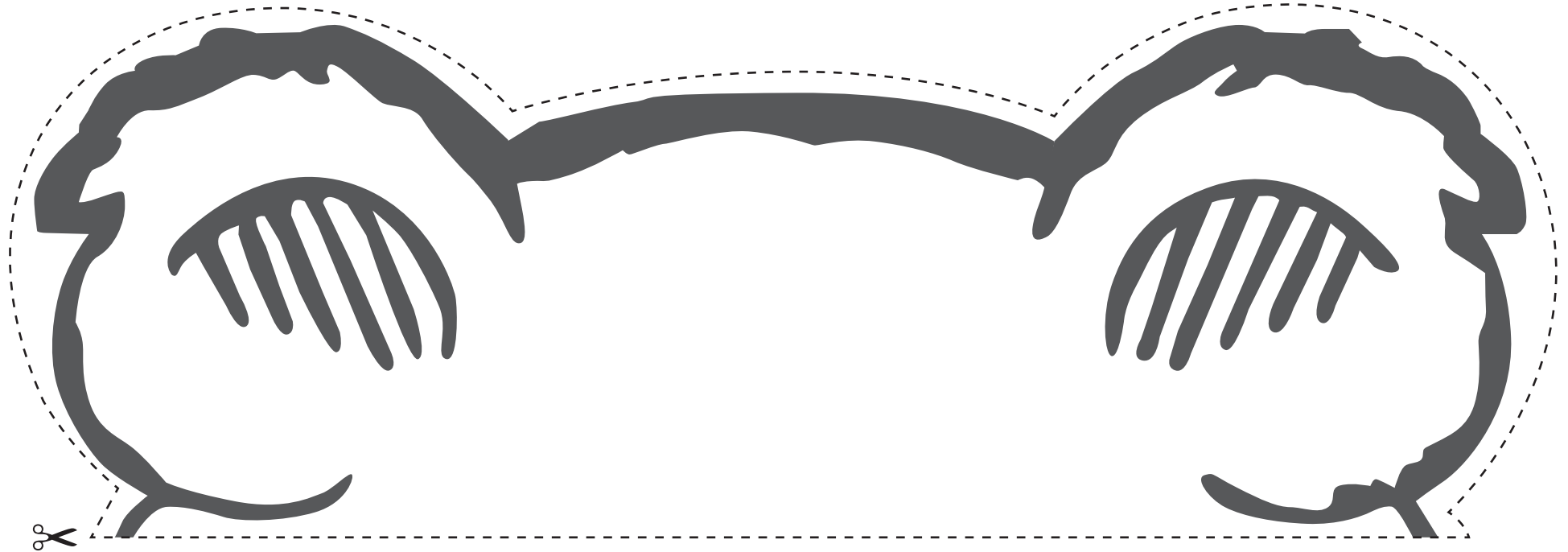




Make Your Own Bear Ears



- 1 Ask an adult to cut out a strip of paper that is at least 50 cm long and 5 cm wide.
- 2 Print out and colour in the Bear ears on this page and ask an adult to cut them out along the white line.
- 3 Centre the Bear ears on the strip of paper and attach with tape or with glue.
- 4 Tape or glue the ends of the strip together to fit your head. The Bear ears should face front.



Colouring in



We're Going on a Bear Hunt

WALKER BOOKS
www.walker.co.uk



Colouring in




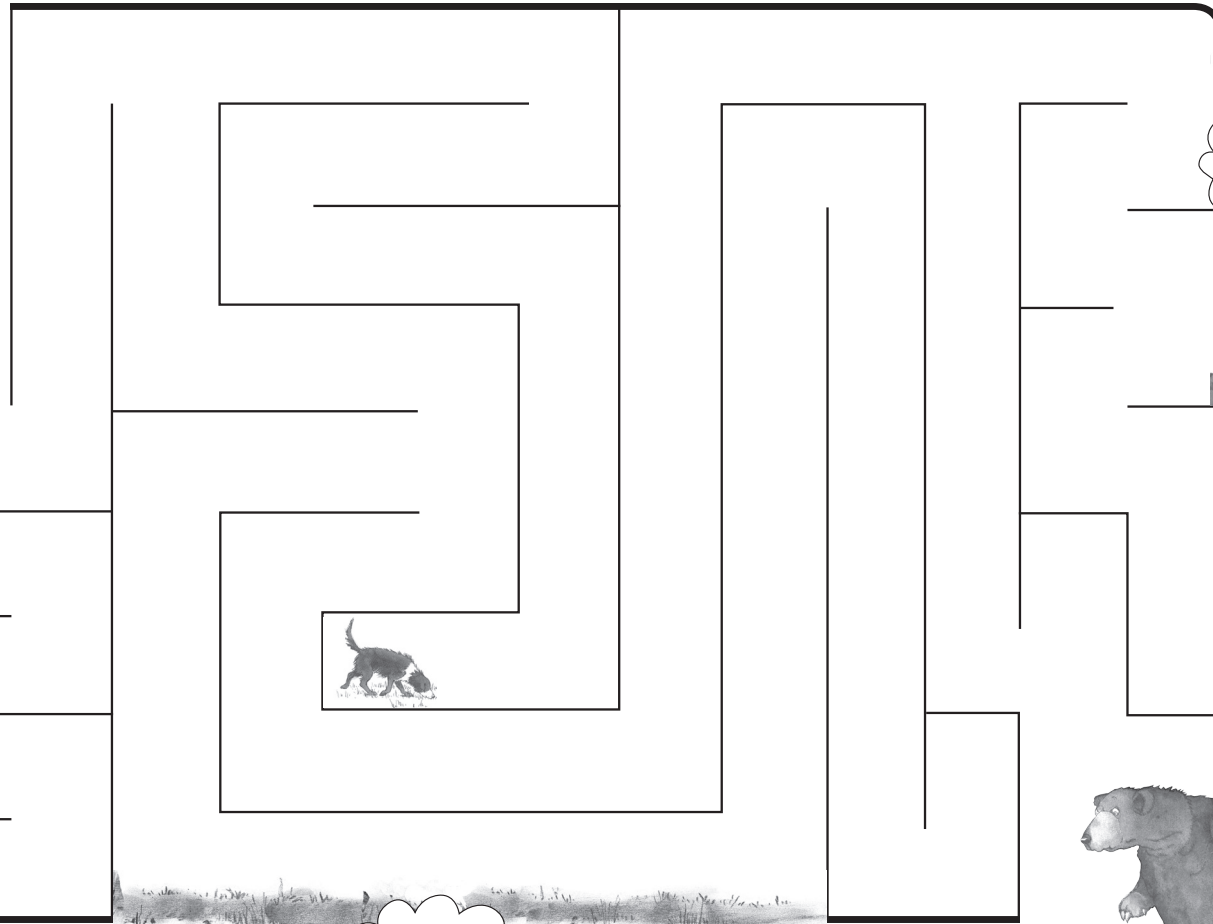
We're Going on a Bear Hunt

WALKER BOOKS
www.walkerbooks.co.uk



Maze


We're going on a bear hunt. We're going to catch a big one.
Can you help the family find their way as they wade through the grass,
splash through the river and squelch through the mud in search of a bear?



Stumble trip!
Stumble trip!
Stumble trip!



Swishy swashy!
Swishy swashy!
Swishy swashy!



Splash splosh!
Splash splosh!
Splash splosh!

